



Optical Cable Identifier

Ascentac OCI600

Fast and Accurately Find the Target Cable in a Complicated Environment by Lightly Hitting Cables.

Feature

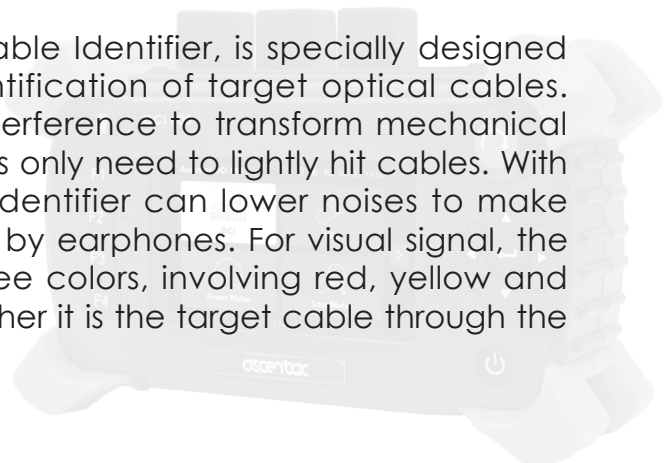
- Present whether the target cable has been hit in bar graph or ECG (Electrocardiography)
- Dual identification methods (By visual or audio)
- Strong environmental adaptability e.g. manholes, tunnels, conduits, aerial etc.
- Noise suppression
- Adjustable receiver sensitivity

Application

- Optical cable construction, installation & maintenance
 1. Pinpoint unlabelled patch cords in the equipment room
 2. Identify far-end cables under different environment like manholes, tunnels, conduits or elevated construction
 3. Fiber cut, splicing, resource inventory

Introduction

Ascentac FiberGo OCI600 Series, Optical Cable Identifier, is specially designed for fast, accurate and non-destructive identification of target optical cables. The identifier applies the principle of light interference to transform mechanical vibration to visual or audio signals. Technicians only need to lightly hit cables. With its high sensitivity and noise reduction, the identifier can lower noises to make technicians clearly hear the knocking sound by earphones. For visual signal, the strength is classified into ten grades with three colors, involving red, yellow and green. Technicians can easily recognize whether it is the target cable through the colors.



Description

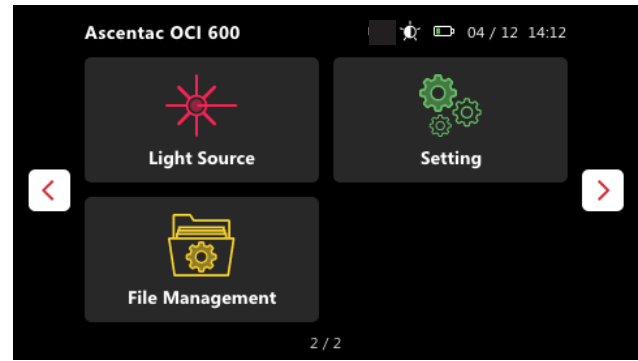
The series is easy to operate by its one-touch automatic testing and available to various environments because of its strong on-spot application capacity. The powerful functions not only greatly reduce the time, cost and errors of urgently repairing optical cables for technicians but also significantly improves the work efficiency.

Appearance

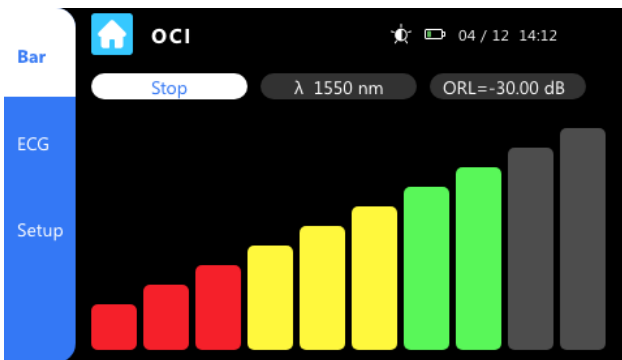
- 1 Power status indicator
- 2 Laser-on indicator
- 3 One-touch automatic measurement Intuitive interface for easy use
- 4 Shatter-resistant sleeve
- 5 Outdoor-enhanced 4.3 inch TFT color LCD with backlight function (Comfortable to read display for any abominable environments)
- 6 A stand for hands-free
- 7 Dust cap for protecting optical interface
 - a. Visual fault locator (Option)
 - b. Optical power meter (Option)
 - c. Optical cable identifier/Optical light source (Option)
 - d. USB-A/USB-C/Headphone port
 - e. Ethernet



Multifunction in One Unit (Option)

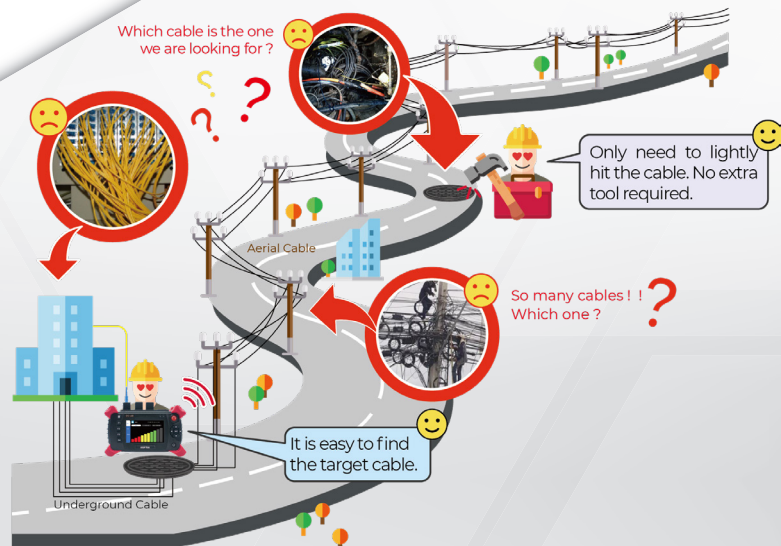


Present Whether the Target Cable Has Been Hit in Bar Graph or ECG (Electrocardiography)

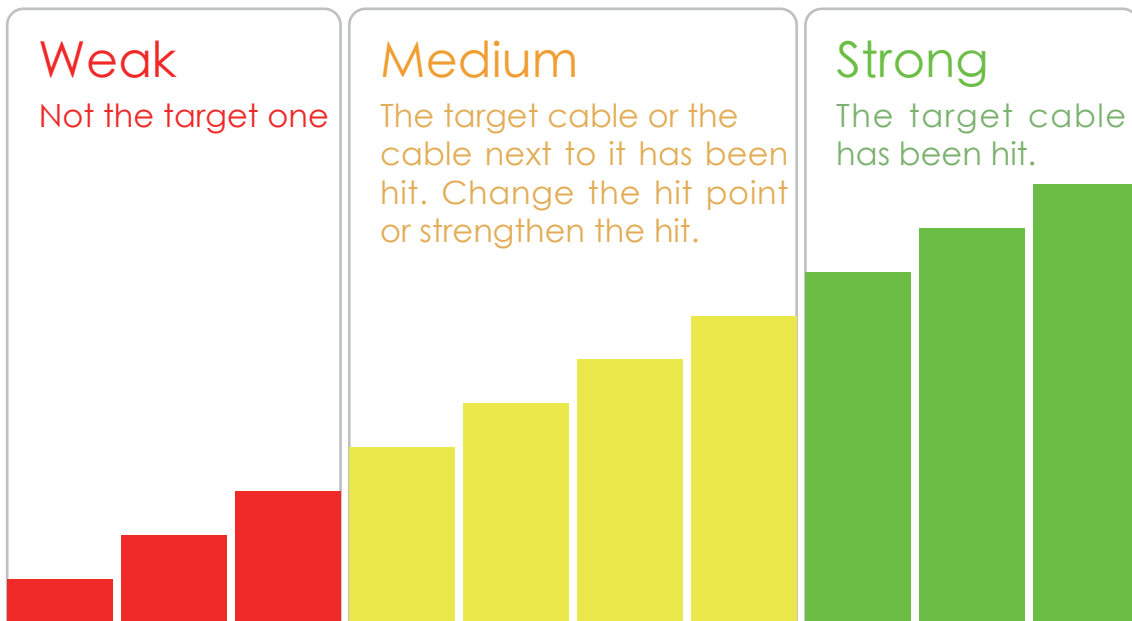


Feature



Easily identify far-end target cables under different environments



How to Know Whether the Target Cable Has Been Hit or Not Refer to the Color Indicator



Product Advantage

 <p>Brand New Solution</p> <p>OCI 600 & Lightly hit cables</p>	<p>VS</p> <hr style="width: 10px; margin: 0 auto;"/>	 <p>Traditional Method</p> <p>Pull cables one by one, bending, freezing, visual fault locator or fiber identification instrument</p>
Fast & accurately identify target cables	⌚	Time-consuming & laborious
Non-harmful to optical cables	⚡	Cables are easily damaged
No extra tools required	🔧	Extra tools may be required
Easy operation	👉	Inconvenience (Cables may be bundled.)
Test distance > 60km	📍	Short test distance

Specification

OCI Specification	
Wavelength (nm)	1550 ± 20
Output Power (dBm)	≥ -5
Dynamic Range (dB)	≥ 15
Test Distance (km)	≥ 60 1.Fiber end is physical contact (PC) connector 2.Fiber loss @ 0.18 dB/km
Signal to Noise Ratio (dB)	≥ 30
Optical Connector	SC/APC

OPM Specification (Option)	
Power Range (dBm)	+26 to -40
Detector	InGaAs
Uncertainty (dB)	≤ ± 5 % or ≤ ± 0.25 dB (@-10dBm or -20dBm)
Resolution (dB)	0.01
Calibrated Wavelength (nm)	1310、1490、1550、1625
Optical Connector	SC/PC

OLS Specification (Option)	
Central Wavelength(nm)	1550 ± 20
Output Power (dBm)	≥ -5
Spectral Width (nm)	≤ 5
Stability (dB)	≤ ± 0.5 Continuous operating @ 26 ° C
Modulation Output	CW (Continuous Wavelength) 、 270Hz、1kHz、2kHz
Optical Connector	SC/APC

VFL Specification (Option)	
Wavelength (nm)	650 ± 10 (Visible)
Output Power (mW)	1
Modulation Output	CW (Continuous Wavelength) 、 1Hz、2Hz
Distance (km)	5
Optical Connector	Universal 2.5mm

OLM Specification (Option)	
Working Wavelength (nm)	1550
Measurement Range (dB)	0 to 35 (Light source based on OLS function)
Uncertainty (dB)	≤ ± 5 % or ≤ ± 0.25 dB (@-10dBm or -20dBm)

Display	
4.3 inch ultra-bright TFT color touch LCD with backlight function	

Power Supply	
Battery Capacity (mAH)	≥ 13360
Battery Life (hours)(with backlight)	≥ 8
Stand-by Time (month)	≥ 10
DC Input Voltage (V/ Amp)	5V / 3A

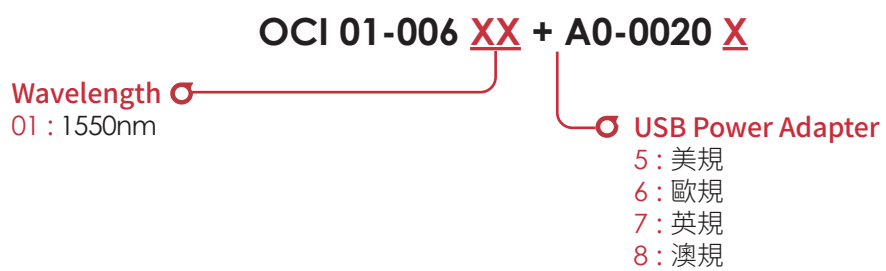
Environment	
Working Temperature (° C)	0 to +50
Storage Temperature (° C)	-20 to +60
Relative Humidity (%)	5 to 95, Non-condensing

Dimensions and Weight	
Size (H x W x D) (mm)	133.01 x 202.7 x 70.43
Weight (g) (batteries included)	850

Others	
Interface	1. Type-A USB 2. Type-C USB 3. 10/100Mbps Ethernet RJ-45 4. 3.5mm headphone port

Standard Accessories	
Main unit, Adaptor cleaning sticks (2.5mm) 10pcs, Carrying bag, Shoulder strap, Built-in lithium battery, USB Power Adapter, USB Cable, One-year warranty.	

Ordering Information



Note : 1. OCI with built-in SC/APC adaptor.

Option	
Visual Function Locator (VFL)	
A1-01504	1mW, Built-in Universal 2.5mm Tip Sleeve
Optical Light Source (OLS)	
A1-02222	Central Wavelength 1550nm, Output Power ≥ -5dBm, Optical Connector SC/APC
Optical Power Meter (OPM)	
A1-03021	Power Range +26dBm to -40dBm, Optical Connector SC/PC
Optical Loss Meter (OLM)	
A1-04100	Measurement Range 0 to 35dB
Battery	
A0-00501	4.2V 13360mAh Lithium
USB Power Adapter	
A0-00205	USB Power Adapter, US Plug
A0-00206	USB Power Adapter, EU Plug
A0-00207	USB Power Adapter, UK Plug
A0-00208	USB Power Adapter, AU Plug
USB Cable	
A0-00305	USB-A to USB-C
Fiber Optic Cable	
A0-00601	Single Mode 9/125--SC/UPC to SC/UPC--2m
A0-00602	Single Mode 9/125--SC/UPC to LC/UPC--2m
A0-00603	Single Mode 9/125--SC/UPC to ST/UPC--2m
A0-00604	Single Mode 9/125--SC/APC to SC/UPC--2m
A0-00605	Single Mode 9/125--SC/APC to LC/UPC--2m
A0-00606	Single Mode 9/125--SC/APC to SC/APC--2m
A0-00607	Single Mode 9/125--FC/UPC to FC/UPC--2m
Adapter Cleaning Sticks - 100 pcs/box	
02-0A110	1.25mm without ESD (Electro-Static Discharge)
02-0A120	2.5mm without ESD (Electro-Static Discharge)
02-0B110	1.25mm with ESD (Electro-Static Discharge)
02-0B120	2.5mm with ESD (Electro-Static Discharge)
Fiber Cleaner - 400 wipes/pc	
02-00411	Reusable Fiber Cleaner--1 slot
02-00412	Reusable Fiber Cleaner--2 slots
02-00421	Cartridge--1 slot
02-00422	Cartridge--2 slots

Example : OCI 01-00601
Option: A0-00501 、 A0-00205 、 A0-00601



© Copyright 2025 Ascentac. All rights reserved. The information in this document is subject to change without notice.

For the latest information regarding this product, please visit our website at <http://www.ascentac.com>



Contact us